

FIG 1




FIG 2




FIG 6




FIG 3




FIG 5





FIG 4



**Rule 5-15-1**  
Contestants are considered to be **inbounds** if **one-point-of contact** of either wrestler is inside or on the boundary line.

**NOTE:** If any part of a supporting point is on the boundary line, that supporting point is considered inbounds.